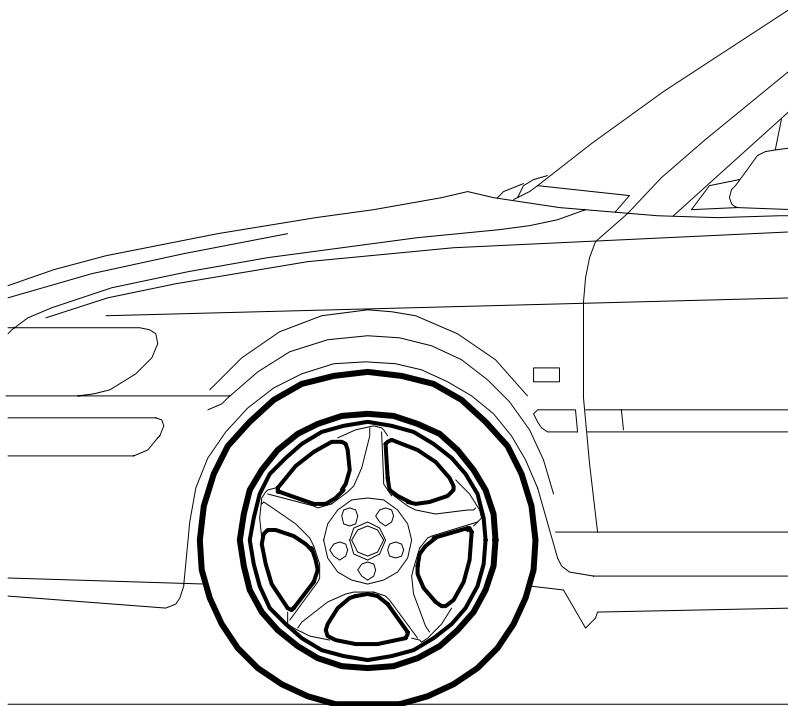


**SERVICE INFORMATION**

Bulletin Nbr: 771-2254

Date:.....Juni 2000

Market: US

**Adaptation of wheel housing to 17" wheels**

D771B004

**This SI replaces SI 771-2238.****Cars affected**

Saab 9-3 CV model year 2000 with engine type B205R (200 hp).

Special campaign cars with 17" wheels factory fitted have already been adapted and are **not** affected by this SI.

**Background**

Upon maximum compression on the springs, when carrying heavy cargo for example, the wheels will scrape against two plastic nuts in the front wheel housing and a plastic corner on the rear bumper.

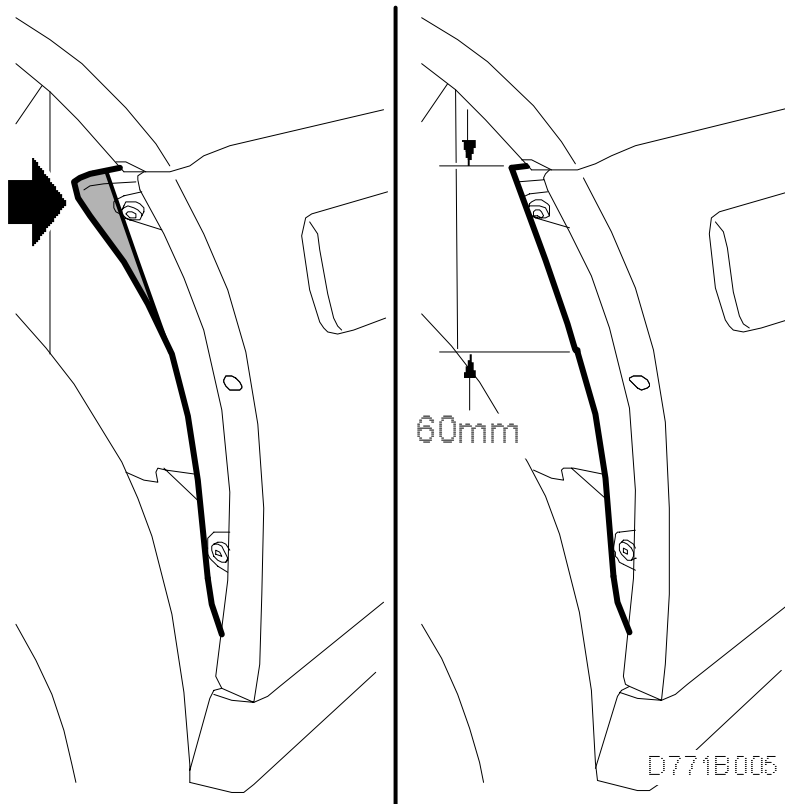
The following procedure must be followed after customer complaint or when mounting 17" wheels with tire dimension 215/45 17.

**Procedure**

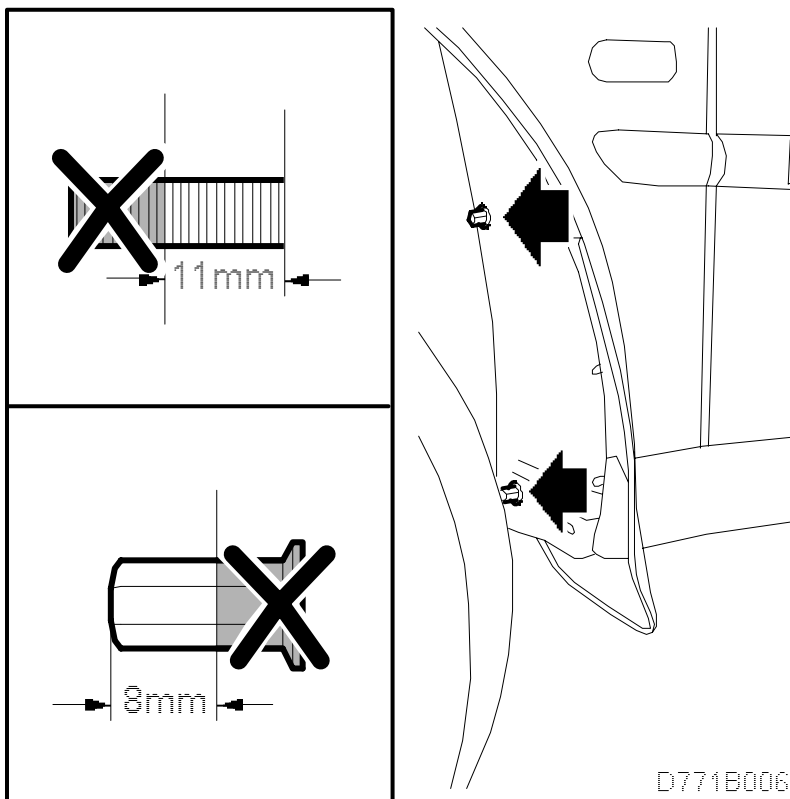
1. Grind or file off the corner of the rear bumper from the top edge down 60 mm. Grind the top end in to the rivet.

**Note**

Be careful not to grind so much that the plate within the plastic is damaged.



2. Remove the plastic nuts from the two lower bolts in the wheel housing behind the front wheel.



3. Cut the bolts to a max. length of 11 mm, measured from the metal of the body.
4. Grind the nuts to a length of 8 mm.

5. Refit the nuts.

**Time/Warranty information**

To resolve a customer complaint for a vehicle **in warranty**, submit a claim using the following information:

Failed object: 77110

Fault/Reason code: 07

Location code: 9

Warranty type: 06/01

Repair/Action code: 05

Labor operation: straight time

Time: 0.3 hours